

# WELCOME HOME TO QUALITY AND STYLE

COMPOSITE DOORS



 **TruFrame**

# Beautiful protection for your home

You shouldn't have to compromise on aesthetics, security or durability when it comes to your home's entrance. Our range of composite doors offer the perfect blend of style, resilience and functionality.

Our composite doors are meticulously crafted to redefine the standards of excellence, while providing an array of incredible benefits that are sure to enhance your living experience. We understand the need for a door that not only offers security but also enhances the aesthetic appeal of your home.

Our doors come in a wide range of designs, colours and finishes, allowing you to choose the perfect style that matches your home's unique character. Whether you prefer a traditional, contemporary, or designer look, we have the ideal door to complement your taste and elevate your home's kerb appeal.

4



10



36



65



<b>Make an entrance</b>	<b>04</b>
Complement any home	06
Thermally efficient by design	07
Why Linar	07
<b>Doors</b>	<b>10</b>
Carnoustie - including Birkdale and Penina	10
Augusta - including Augusta Long and Long II	16
Belfry	20
Riviera - including Sunburst	22
Portrush - including Sunburst	23
Sunningdale	26
Saunton	28
Lytham	30
Gleneagles	34
Oakmont - including Copenhagen	36
Square - including Pevero	38
Seminole	42
Turnberry	44
Merion	46
Troon - including Muirfield and Pinehurst	48
Chantilly - including Sunburst	52
Valderrama	54
Vilamoura	56
St. Andrews - including Craftsman	58

Inox Barcelona	60
Inox Paris - including Biarritz	61
Inox Lyon	62
Inox Nice	63
Inox Monaco	64
Inox Munich	65
Side panel options	66
<b>Glazing</b>	<b>68</b>
Cassette options	68
Glass decoration	69
<b>Peace of mind</b>	<b>74</b>
Highest security locking	74
<b>The finishing touch</b>	<b>76</b>
Handle options	76
Cylinders	77
Letterplates, Knockers and Spyholes	78
Thresholds	79
<b>Colour and finish</b>	<b>80</b>
The perfect match	80
<b>Quality and care</b>	<b>82</b>
Maintenance	82

69



74



76



80



# Make an entrance

When it comes to design, security and energy efficiency, doesn't your home deserve the best?

Our engineered composite doors are the minimal-maintenance alternative to traditional door materials.

The high-definition woodgrain or smooth etched Glass Reinforced Plastic (GRP) outer skins will look stunning for years to come, delivering long-lasting kerb appeal to any property.

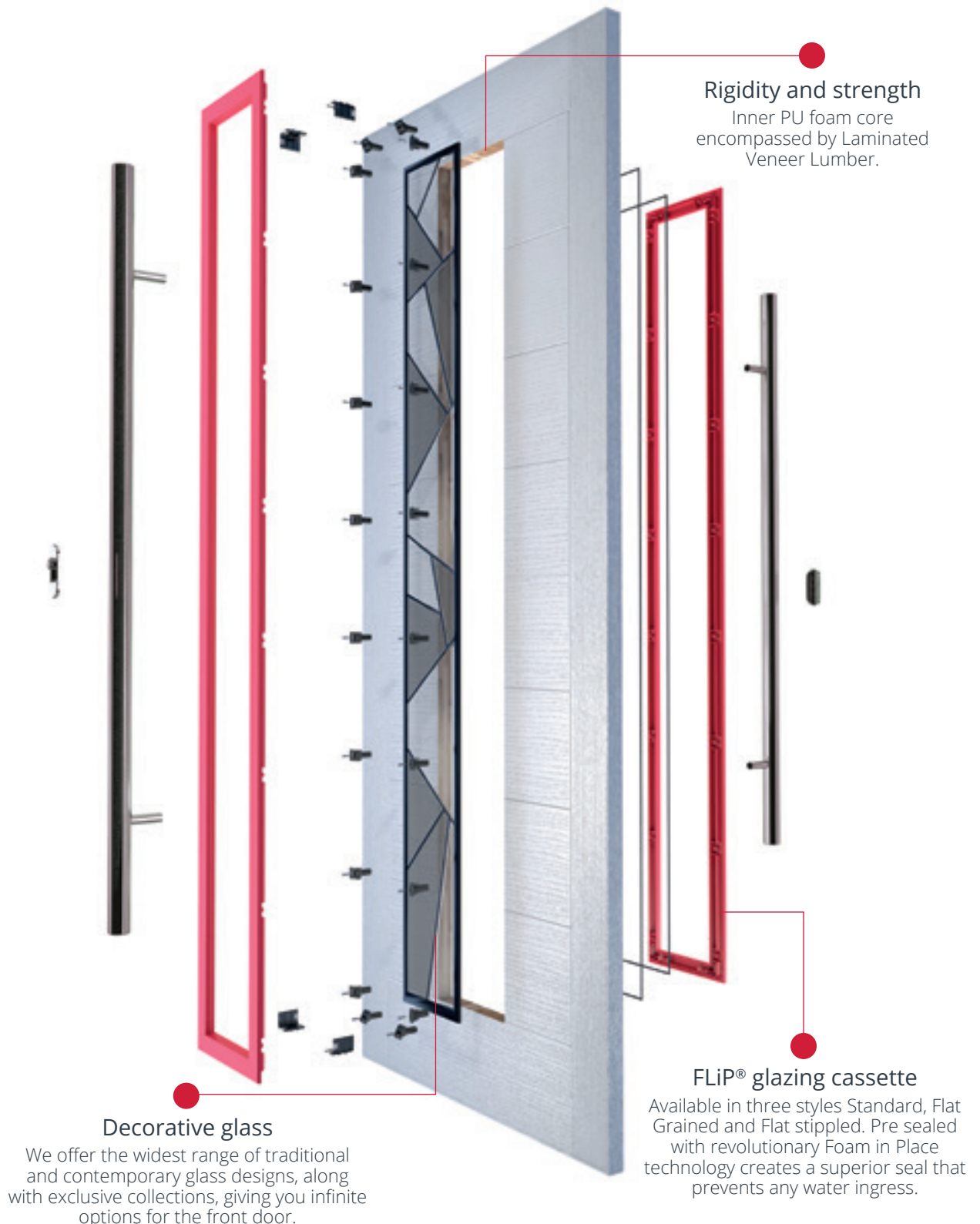
Our doors offer stability from the elements with their Laminated Veneer Lumber (LVL) subframe, encased with expanded PVC for extra protection against any water ingress.

The high density Polyurethane foam inner core offers exceptional thermal efficiency and will help to reduce energy bills in comparison with any other door on the market.



# Traditional, yet modern

GRP outer skins provide the look and feel of traditional woodgrained doors, but without the maintenance.



# Compliment any home

With a wide range of traditional, rural, contemporary and designer styles, our elegant composite doors enhance any property.

## KEY DETAILS

---

Durable and low maintenance

---

High security locking system

---

Insulating foam core

---

Environmentally friendly

---

Secured by Design

---



### Design options

There is a comprehensive selection of styles across our range of composite doors.



### Hardware options

From Pull Bar handles to Victorian knockers in a variety of colours, we have got everything you need to make your door stand out from the rest.



### Glazing options

Each design offers something different to the overall look. There's a style to suit every type of home.



### Highest security

Keep intruders at bay with a multi-point lock and cylinder, designed to withstand all attack methods.



# The perfect system

Choosing our advanced door system might be one of the best home improvement decisions you will ever make.

## Unrivalled insulation

High density Polyurethane foam core provides exceptional thermal insulation and sound deadening.

## Vapour shield

Expanded PVC section provides rigidity while also being a thick barrier to prevent water ingress.

## Increased strength


The Laminated Veneer Lumber (LVL) engineered subframe is cross-banded and has no knots, for improved strength and durability over conventional wood.

## Superior frames

Multi-chambered profile system prevents heat transfer, while three separate weatherseals prevents draught and water penetration.

## Tough outer layer

Thick GRP skins in either an authentic woodgrain or Links etched finish, the latter of which perfectly matches the look of aluminium.



## Why we choose Liniar

Our frames are designed and manufactured using innovative methods and materials, ensuring you're covered against warping, splitting and discolouration for a minimum of 10 years.



### 10 Year Guarantee

All frames come with a 10 year guarantee from the date of installation. You can rest assured that our products are built to last.



### Thermal Efficiency

Our frames deliver superior thermal and energy efficiency, while preventing draught and water penetration.



### Environmentally Friendly

All our products are guaranteed 100% lead-free. Environmentally friendly in materials and production, choosing Liniar reduces your environmental impact.




# Door styles at a glance

From traditional to contemporary, cottage to designer, whichever door style you choose, it's guaranteed to bring enduring style to your property.

Our composite doors are available with a variety of glazing cassettes, allowing you to select the perfect style to complete your door. For more about the cassette types, see page 68.


[illegible]

## Panel styles



## Woodgrained and Moulded Panels

These doors have a simulated woodgrain pattern to give them an authentic timber appearance.



### Links Etched Finish Panel

These doors have a unique 'stippled' texture to give them the appearance of aluminium doors.

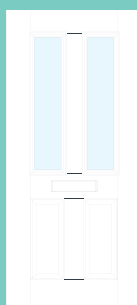
[illegible]




**Main Image** Original Carnoustie in Wedgewood with Crystal Flowers glazing




### Door style and glazing options



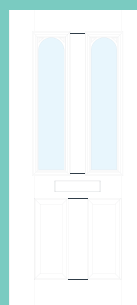
Carnoustie  
Original



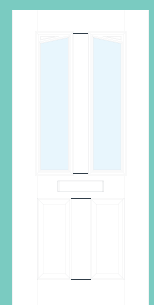
Carnoustie  
Farmhouse



Carnoustie  
Flush



Birkdale  
Original




Penina  
Original

# Carnoustie including Birkdale and Penina


Our most popular door, which is now available in a choice of style variations.




**Original Carnoustie**  
Colour Agate Grey  
Glazing Elan



**Original Carnoustie**  
Colour Red  
Glazing Modena



**Farmhouse Carnoustie**  
Colour Black  
Glazing Abstract



**Flush Carnoustie**  
Colour Olive Grove  
Glazing Spitalfields




**Original Carnoustie**  
Colour Rosewood  
Glazing Finesse




**Original Carnoustie**

**Colour** Black Ice

**Glazing** Murano Blue



Also available in Black, Green, Purple and Red



**Original Carnoustie**

**Colour** Balcony Sunset

**Glazing** Holborn



**Farmhouse Carnoustie**

**Colour** Victory Blue

**Glazing** Greenwich



**Flush Carnoustie**

**Colour** Moonshine

**Glazing** Diamond Cut



**Flush Carnoustie**

**Colour** Rooftop Terrace


**Glazing** Matrix



**Original Carnoustie**

**Colour** Stormy Seas

**Glazing** Classic



**Farmhouse Carnoustie**

**Colour** Rose Garden


**Glazing** Linear



**Flush Carnoustie**

**Colour** Pointed Rock

**Glazing** Worker Bee



**Flush Carnoustie**  
Colour Vanilla  
Glazing Symphony



**Farmhouse Carnoustie**  
Colour Slate Grey  
Glazing Richmond



**Flush Carnoustie**  
Colour Anchors Away  
Glazing Zinc Star



**Farmhouse Carnoustie**  
Colour Dusky Pink  
Glazing Victorian Border



**Farmhouse Carnoustie**  
Colour Emerald Green  
Glazing Horizon



**Flush Carnoustie**  
Colour Cream White  
Glazing New Orleans



**Original Carnoustie**  
Colour Bright Magma  
Glazing Elderton




**Farmhouse Carnoustie**  
Colour Cotswold  
Glazing Espirit



**Original Penina**

**Colour** Tropical Rainforest  
**Glazing** Tahoe Green




Also available in Black, Purple, Blue and Red



**Original Penina**

**Colour** Blue  
**Glazing** Clear



**Original Penina**

**Colour** GRiP® Yellow  
**Glazing** Mayfair




**Original Penina**

**Colour** Bolero  
**Glazing** Element



**Original Penina**

**Colour** Chartwell Green  
**Glazing** Murano Green



**Original Penina**

**Colour** FLiP® Coral  
**Glazing** Flair



**Original Penina**

**Colour** Azure  
**Glazing** French



**Original Penina**


**Colour** Green  
**Glazing** Beaumont



**Original Birkdale**  
**Colour** Anthracite  
**Glazing** Abstract



**Original Birkdale**  
**Colour** Sandy Shoes  
**Glazing** Satin



**Original Birkdale**  
**Colour** Citrine  
**Glazing** Clarity Zinc



Also available in Brass



**Original Birkdale**  
**Colour** Mulberry  
**Glazing** Simplicity Zinc



Also available in Brass



**Original Birkdale**  
**Colour** Desert Dunes  
**Glazing** Cathedral



**Original Birkdale**  
**Colour** White  
**Glazing** Pinpoint



**Original Birkdale**  
**Colour** Golden Oak  
**Glazing** Prairie




**Original Birkdale**  
**Colour** Irish Oak  
**Glazing** Elegance




**Main Image** Monza Augusta in Irish Oak with Chelsea glazing




### Door style and glazing options Other styles available, see page 9



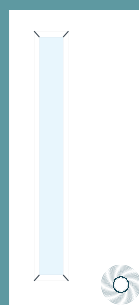
Augusta  
Cottage




Augusta Right  
Farmhouse



Augusta  
Long II  
Flush



Augusta  
Long Left  
Links




Augusta Long  
Monza

# Augusta including Augusta Long

With its simple, slim glazed panel, the Augusta has a clean modern style.



**Flush Augusta**  
**Colour** Anthracite Grey  
**Glazing** Symphony



**Farmhouse Augusta**  
**Colour** Clay  
**Glazing** Modena



**Monza Augusta**  
**Colour** Victory Blue  
**Glazing** Simplicity Zinc




**Cottage Augusta Long**  
**Colour** Forest Trail  
**Glazing** Element




**Links Augusta Long II**  
**Colour** Rose Garden  
**Glazing** Kensington



**Links Augusta Left**  
**Colour** Black  
**Glazing** Murano Black



Also available in Blue, Green, Purple and Red



**Farmhouse Augusta**  
**Colour** Clotted Cream  
**Glazing** Style H Dakar



**Monza Augusta**  
**Colour** White  
**Glazing** Greenwich



**Flush Augusta Left**  
**Colour** Bright Pink  
**Glazing** Linear



**Flush Augusta Left**  
**Colour** Fireglow  
**Glazing** Style A Ink



**Monza Augusta**  
**Colour** Surfside  
**Glazing** Tahoe Blue




**Cottage Augusta Left**  
**Colour** Golden Oak  
**Glazing** Victorian Border



**Links Augusta**  
**Colour** Rooftop Terrace  
**Glazing** Beaumont



**Flush Augusta Long Left**  
Colour Tree Frog  
Glazing Tahoe Green



Also available in Black, Blue, Purple and Red



**Monza Augusta Long**  
Colour Anchors Away  
Glazing Classic



**Links Augusta Long Right**  
Colour GRIP® Yellow  
Glazing Prairie




**Cottage Augusta Long II**  
Colour Barnwood Grey  
Glazing Matrix



**Farmhouse Augusta Long Left**  
Colour Bahia Blue  
Glazing Horizon



**Monza Augusta Long Left**  
Colour Summit Grey  
Glazing Strand




**Flush Augusta Long II**  
Colour Florida  
Glazing New Orleans



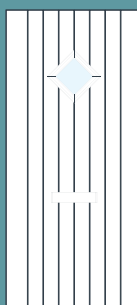
**Monza Augusta Long**  
Colour Stormy Seas  
Glazing Laguna



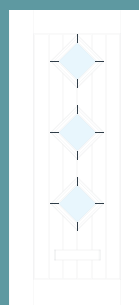
**Main Image** Cottage Belfry in Cotswold with Greenwich glazing



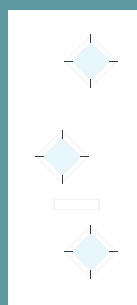
## Door style and glazing options Other styles available, see page 9



Belfry  
Cottage



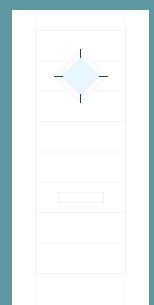
Belfry 3  
Farmhouse



Belfry 3 Left  
Flush



Belfry 3 Right  
Links



Belfry  
Monza

# Belfry

The unique diamond glazing makes the Belfry one of our most adaptable designs.




**Monza Belfry**

**Colour** Spartan Stone  
**Glazing** Murano Black



**Links Belfry 3**

**Colour** Temple  
**Glazing** Simplicity



**Farmhouse Belfry 3 Left**

**Colour** Red  
**Glazing** Murano Red



Also available in Blue, Black, Green, and Purple



**Flush Belfry 3 Left**

**Colour** Nimbus  
**Glazing** Dorchester=



**Monza Belfry**

**Colour** Irish Oak  
**Glazing** Rain



**Farmhouse Belfry**

**Colour** Black  
**Glazing** Murano Black



**Links Belfry 3**

**Colour** Shadow  
**Glazing** Victorian Border



**Cottage Belfry**

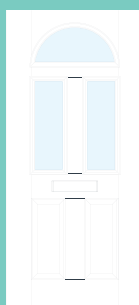
**Colour** Chartwell Green  
**Glazing** Greenwich



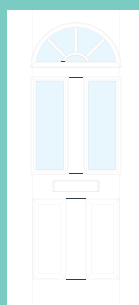
**Main Image** Original Riviera in Olive Grove with Dorchester Green glazing



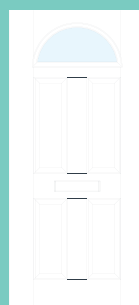
### Door style and glazing options



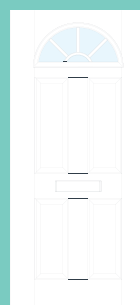
Riviera  
Original



Riviera  
Sunburst  
Original



Portrush  
Original



Portrush  
Sunburst  
Original

# Riviera including Portrush and Sunburst options

A classic design, which suits many properties.



**Original Portrush**  
**Colour** Black  
**Glazing** Murano Black



**Original Portrush Sunburst**  
**Colour** Red  
**Glazing** GridLite Satin / Satin



**Original Portrush Sunburst**  
**Colour** Victory Blue  
**Glazing** GridLite Etch



**Original Portrush**  
**Colour** Temple  
**Glazing** Diamond Cut



**Original Portrush**  
**Colour** White  
**Glazing** Style A Ink




**Original Riviera**  
**Colour** Clay  
**Glazing** Mayfair



**Original Riviera Sunburst**  
**Colour** Victory Blue  
**Glazing** GridLite Satin / Satin



**Original Portrush**  
**Colour** Anthracite  
**Glazing** Symphony



**Original Riviera Sunburst**  
**Colour** Very Berry  
**Glazing** GridLite Etch / Kensington



**Original Portrush**  
**Colour** Stormy Bay  
**Glazing** Flair



**Original Portrush Sunburst**  
**Colour** Golden Oak  
**Glazing** GridLite Satin



**Original Riviera**  
**Colour** Spartan Stone  
**Glazing** Elderton



**Original Riviera Sunburst**  
**Colour** Dusky Pink  
**Glazing** GridLite Cathedral / Cathedral



**Original Riviera**  
**Colour** Blue  
**Glazing** Murano Blue



Also available in Black, Green, Purple and Red



**Original Riviera Sunburst**  
**Colour** Agate Grey  
**Glazing** GridLite Pinpoint / Pinpoint




**Original Portrush**  
**Colour** Sage Green  
**Glazing** Reflections



**Original Portrush Sunburst**  
**Colour** Cream White  
**Glazing** GridLite Etch



**Original Portrush**  
**Colour** Slate Grey  
**Glazing** Style E Bodoni



**Original Portrush Sunburst**  
**Colour** Bolero  
**Glazing** GridLite Cathedral



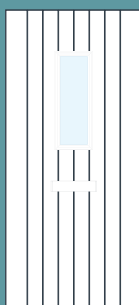
**Original Riviera**  
**Colour** Azure  
**Glazing** Victorian Border



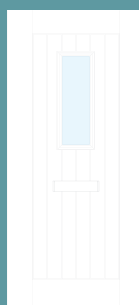
**Original Riviera Sunburst**  
**Colour** Irish Oak  
**Glazing** GridLite Rain / Rain



### Door style and glazing options




Sunningdale  
Cottage



Sunningdale  
Farmhouse



Sunningdale  
Flush



Sunningdale  
Monza

# Sunningdale

Versatile elegance available with a wide range of glass options.



**Flush Sunningdale**  
**Colour** Diablo  
**Glazing** Modena



**Cottage Sunningdale**  
**Colour** Black  
**Glazing** Tahoe Black



Also available in Blue, Green, Purple and Red



**Farmhouse Sunningdale**  
**Colour** Chartwell Green  
**Glazing** Abstract



**Flush Sunningdale**  
**Colour** Green  
**Glazing** Murano Green



Also available in Blue, Black, Purple, and Red



**Farmhouse Sunningdale**  
**Colour** Putty  
**Glazing** Diamond Cut



**Monza Sunningdale**  
**Colour** Bahia Blue  
**Glazing** Symphony



**Cottage Sunningdale**  
**Colour** Irish Oak  
**Glazing** Espirit



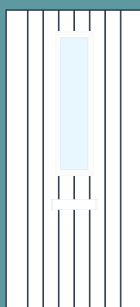
**Monza Sunningdale**  
**Colour** Shadow  
**Glazing** Crystal Flowers



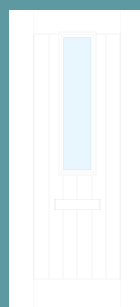
**Main Image** Cottage Saunton in Black with Prairie glazing




### Door style and glazing options Other styles available, see page 9




Saunton  
Cottage




Saunton  
Farmhouse



Saunton Left  
Farmhouse



Saunton  
Flush



Saunton  
Monza

# Saunton

A great alternative to the Sunningdale, with a longer glazing panel.



**Flush Saunton**

**Colour** Harbour  
**Glazing** Greenwich




**Cottage Saunton Left**

**Colour** Citrine  
**Glazing** Linear



**Cottage Saunton Left**

**Colour** Forest Trail  
**Glazing** Tahoe Green



Also available in Blue, Black, Purple and Red



**Monza Saunton**

**Colour** Barnwood Grey  
**Glazing** Richmond




**Farmhouse Saunton Left**

**Colour** Rosewood  
**Glazing** Elan



**Monza Saunton**

**Colour** Cream White  
**Glazing** Victorian Border



**Farmhouse Saunton**

**Colour** FLiP® Coral  
**Glazing** Flair



**Flush Saunton**


**Colour** Irish Oak  
**Glazing** Elderton




**Main Image** Original Lytham in Black with New Orleans glazing




## Door style and glazing options Other styles available, see page 9



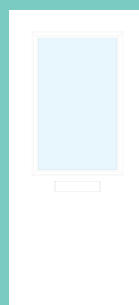
Lytham




Lytham  
4 Grid



Lytham  
9 Grid



Lytham  
Flush




Lytham  
9 Grid  
Flush

# Lytham including Grid options

With its large glazed area, the Lytham lets light shine through.



**Flush Lytham 4 Grid**  
**Colour** Blue  
**Glazing** GridLite Etch



**Original Lytham**  
**Colour** Golden Oak  
**Glazing** Elan



**Original Lytham 9 Grid**  
**Colour** Slate Grey  
**Glazing** GridLite Etch




**Original Lytham 4 Grid**  
**Colour** White  
**Glazing** GridLite Cathedral




**Original Lytham**  
**Colour** Diablo  
**Glazing** Style F Franklin




**Flush Lytham**  
**Colour** California  
**Glazing** Chelsea




**Original Lytham 4 Grid**  
**Colour** Green  
**Glazing** GridLite Etch




**Original Lytham 9 Grid**  
**Colour** Citrine  
**Glazing** GridLite Satin



**Original Lytham**  
**Colour** Anthracite  
**Glazing** Murano Black



Also available in Blue, Green, Purple and Red




**Original Lytham 4 Grid**  
**Colour** Mulberry  
**Glazing** GridLite Etch



**Original Lytham 4 Grid**  
**Colour** Agate Grey  
**Glazing** GridLite Cathedral



**Original Lytham 9 Grid**  
**Colour** Rosewood  
**Glazing** GridLite Pinpoint



**Flush Lytham**  
**Colour** Military Grey  
**Glazing** Abstract



**Flush Lytham**

**Colour** Cream White  
**Glazing** Elegance




**Original Lytham 4 Grid**

**Colour** City Tower  
**Glazing** GridLite Pinpoint



**Flush Lytham**

**Colour** Victory Blue  
**Glazing** Modena



**Flush Lytham 9 Grid**

**Colour** Temple  
**Glazing** GridLite Etch




**Flush Lytham**

**Colour** Tropical Rainforest  
**Glazing** Strand



**Original Lytham**

**Colour** Irish Oak  
**Glazing** Gibson



**Flush Lytham 9 Grid**

**Colour** Sandstone  
**Glazing** GridLite Etch



**Flush Lytham**

**Colour** Nimbus  
**Glazing** Style G Dakar




**Main Image** Original Gleneagles in Slate Grey with Horizon glazing




### Door style and glazing options



3 Quarter  
Solid



Gleneagles



Gleneagles  
4 Grid

# Gleneagles including Grid option


With its eloquent design the Gleneagles is a very popular style.



**Original Gleneagles**  
**Colour** Rosewood  
**Glazing** Crystal Flowers



**Original Gleneagles**  
**Colour** Blue  
**Glazing** Murano Blue



Also available in Black, Green, Purple and Red



**Original Gleneagles**  
**Colour** Mushroom  
**Glazing** Strand




**Original Gleneagles 4 Grid**  
**Colour** Stormy Seas  
**Glazing** Venetian Blind




**3 Quarter Solid**  
**Colour** Sandy Shoes  
**Glazing** None



**Original Gleneagles**  
**Colour** Black Ice  
**Glazing** Style G Bodoni



**Original Gleneagles 4 Grid**  
**Colour** Moonshine  
**Glazing** GridLite Etch



**Original Gleneagles**  
**Colour** Red  
**Glazing** Beaumont




**Main Image** Flush Oakmont 4, in Sage with Strand glazing



## Door style and glazing options Other styles available, see page 9



Oakmont 3  
Cottage




Oakmont 4  
Farmhouse



Copenhagen  
Flush



Oakmont 3  
Links



Oakmont 4  
Monza

# Oakmont including Copenhagen

A stunning new design using colour matched cassettes for all colour options.



**Monza Oakmont 3**  
Colour Military Grey  
Glazing Mayfair



**Farmhouse Oakmont 4**  
Colour FLiP® Coral  
Glazing Greenwich



**Flush Oakmont 4**  
Colour Silver Grey  
Glazing Element



**Monza Oakmont 4**  
Colour Anthracite Grey  
Glazing Tahoe Blue



Also available in Black, Green, Purple and Red



**Farmhouse Copenhagen**  
Colour Victory Blue  
Glazing Victorian Border



**Links Oakmont 4**  
Colour Citrine  
Glazing Holborn



**Flush Oakmont 3**  
Colour Treasure Seeker  
Glazing Tahoe Purple



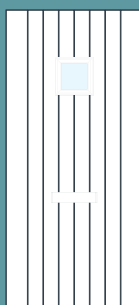
**Monza Oakmont 4**  
Colour Tropical Rainforest  
Glazing Kensington




**Main Image** Links Square 4 in Slate Grey with Richmond glazing




## Door style and glazing options Other styles available, see page 9




Pevero  
Cottage




Square 3  
Farmhouse



Square 4  
Flush




Square 4  
Links




Square 5 Left  
Monza

# Square including Pevero and Pinehurst

The perfect statement for a contemporary property, with many glazing variations..




**Flush Square 4**  
**Colour** Anthracite Grey  
**Glazing** Tahoe Black



**Farmhouse Square 3 Left**  
**Colour** Clay  
**Glazing** Cathedral



**Monza Square 3**  
**Colour** Victory Blue  
**Glazing** Kensington




**Links Square 5 Left**  
**Colour** Rose Garden  
**Glazing** Murano Purple




**Cottage Square 4 Left**  
**Colour** Forest Trail  
**Glazing** Pinpoint



**Cottage Square 3**  
**Colour** Cavalry  
**Glazing** Tahoe Blue



Also available in Black, Green, Purple and Red



**Farmhouse Square 3 Left**  
**Colour** Desert Dunes  
**Glazing** Simplicity Zinc




**Flush Square 3 Left**  
**Colour** Victory Blue  
**Glazing** Serenity



**Links Square 4**  
**Colour** Moonshine  
**Glazing** Greenwich



**Monza Square 4 Left**  
**Colour** Rooftop Terrace  
**Glazing** Murano Green



**Farmhouse Square 4**  
**Colour** Balcony Sunset  
**Glazing** Richmond



**Flush Square 5 Left**  
**Colour** Pointed Rock  
**Glazing** Strand



**Cottage Square 4**  
**Colour** Stormy Seas  
**Glazing** Murano Blue



**Cottage Pevero**

**Colour** Red

**Glazing** Murano Red



Also available in Black, Blue, Green and Purple



**Farmhouse Pevero**

**Colour** Stormy Bay

**Glazing** New Orleans



**Links Pevero**

**Colour** City Tower

**Glazing** Finesse



**Monza Pevero**

**Colour** Bright Magma

**Glazing** Matrix



**Monza Pevero**

**Colour** Bahia Blue

**Glazing** Rain



**Flush Pevero**

**Colour** Vanilla

**Glazing** Victorian Border



**Flush Pevero**

**Colour** White

**Glazing** Laguna



**Farmhouse Pevero**

**Colour** Irish Oak

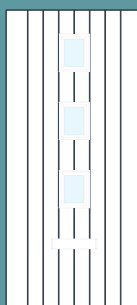
**Glazing** Bullion




**Main Image** Flush Seminole 4 Left in Florida with Victorian Border glazing



### Door style and glazing options Other styles available, see page 9




Seminole 3  
Cottage



Seminole 4  
Farmhouse



Seminole 5  
Flush



Seminole T3  
Farmhouse



Seminole  
Barcelona  
Flush

# Seminole including Barcelona

A very popular door design with an abundance of glazing options and positions.



**Cottage Seminole 3**  
**Colour** Mulberry  
**Glazing** Murano Purple




Also available in Blue, Black, Green, and Red



**Farmhouse Seminole 4**  
**Colour** Bahia Blue  
**Glazing** Linear



**Flush Seminole 3 Left**  
**Colour** Bolero  
**Glazing** Tahoe Red



Also available in Blue, Black, Green, and Purple



**Farmhouse Seminole 4 Left**  
**Colour** Stormy Bay  
**Glazing** Kensington



**Cottage Seminole T3**  
**Colour** Golden Oak  
**Glazing** Aurora



**Farmhouse Seminole 5 Left**  
**Colour** Agate Grey  
**Glazing** Murano Black



**Cottage Seminole T3 Left**  
**Colour** Pointed Rock  
**Glazing** Bullion




**Flush Seminole Barcelona Left**  
**Colour** Rooftop Terrace  
**Glazing** Richmond



**Main Image** Original Turnberry in Blue with Murano Blue glazing



### Door style and glazing options



Turnberry



Turnberry  
Grid

# Turnberry including Grid option

The large arched glazed area can be further enhanced with our GridLite option.



**Original Turnberry**  
Colour Irish Oak  
Glazing Prairie



**Original Turnberry**  
Colour Black  
Glazing Style B Willow



**Original Turnberry**  
Colour French Blue  
Glazing Classic




**Original Turnberry**  
Colour Barnwood Grey  
Glazing French



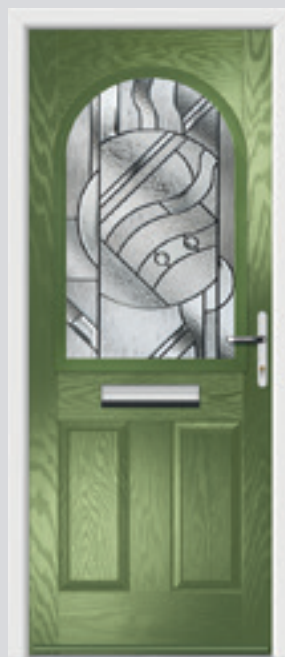
Also available in Blue, Black, Green, and Red




**Original Turnberry 11 Grid**  
Colour White  
Glazing GridLite Etch



**Original Turnberry**  
Colour Very Berry  
Glazing Spitalfields



**Original Turnberry**  
Colour Olive Grove  
Glazing Abstract



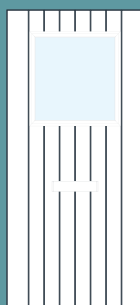
**Original Turnberry 11 Grid**  
Colour Vanilla  
Glazing GridLite Etch



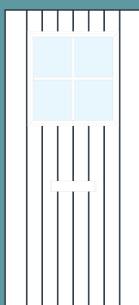
**Main Image** Farmhouse Merion in Mushroom with Gridlites glazing




### Door style and glazing options




Merion  
Cottage




Merion 4 Grid  
Cottage



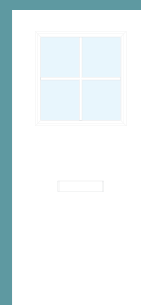
Merion  
Farmhouse



Merion 4 Grid  
Farmhouse



Merion  
Flush




Merion 4 Grid  
Flush

# Merion including Grid Option

Available with a complementary glass designed specifically for this door style.



**Flush Merion**  
**Colour** Treasure Seeker  
**Glazing** Kensington




**Farmhouse Merion 4 Grid**  
**Colour** Clotted Cream  
**Glazing** GridLite Cathedral



**Cottage Merion**  
**Colour** Florida  
**Glazing** New Orleans



**Flush Merion 4 Grid**  
**Colour** Anthracite Grey  
**Glazing** GridLite Etch



**Farmhouse Merion 4 Grid**  
**Colour** FLiP® Coral  
**Glazing** GridLite Satin



**Cottage Merion**  
**Colour** Irish Oak  
**Glazing** Style F Dakar



**Farmhouse Merion 4 Grid**  
**Colour** Emerald Green  
**Glazing** GridLite Pinpoint



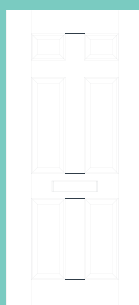
**Flush Merion**  
**Colour** Wedgewood  
**Glazing** Victorian Border



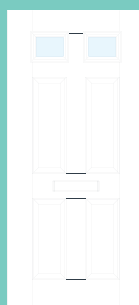
**Main Image** Original Troon in Agate Grey with Matrix glazing



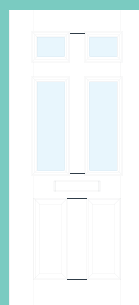
### Door style and glazing options



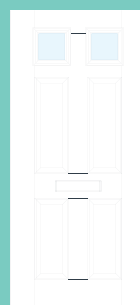
Solid



Muirfield



Troon



Pinehurst

# Troon including Muirfield and Pinehurst

The original six-panel door can be enhanced with either two or four glazing details.



**Original Troon**  
Colour Blue  
Glazing New Orleans



**Original Muirfield**  
Colour Rosewood  
Glazing Kensington



**Original Troon**  
Colour Slate Grey  
Glazing Pinpoint



**Original Muirfield**  
Colour Cream White  
Glazing Bullion




**6 Panel Solid**  
Colour Rose Garden  
Glazing None



**Original Troon**

**Colour** Victory Blue  
**Glazing** Tahoe Blue



Also available in Black, Green, Purple and Red




**Original Troon**

**Colour** Agate Grey  
**Glazing** Symphony




**Original Troon**

**Colour** Citrine  
**Glazing** Pinpoint



**Original Troon**

**Colour** Military Grey  
**Glazing** Murano Black



Also available in Blue, Green, Purple and Red



**Original Troon**

**Colour** Blue  
**Glazing** Victorian Border



**Original Troon**

**Colour** Red  
**Glazing** Modena



**Original Troon**

**Colour** Sandstone  
**Glazing** Satin




**Original Troon**


**Colour** Anthracite  
**Glazing** Greenwich



**Original Muirfield**  
**Colour** White  
**Glazing** Cathedral



**Original Muirfield**  
**Colour** Mulberry  
**Glazing** Spitalfields



**Original Muirfield**  
**Colour** Irish Oak  
**Glazing** Prairie



**Original Muirfield**  
**Colour** Emerald Green  
**Glazing** Linear



**Original Pinehurst**  
**Colour** Cotswold  
**Glazing** Horizon



**Original Pinehurst**  
**Colour** Dusky Pink  
**Glazing** Aurora



**6 Panel Solid**  
**Colour** Summit Grey  
**Glazing** None



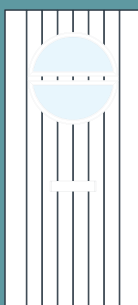
**6 Panel Solid**  
**Colour** Golden Oak  
**Glazing** None



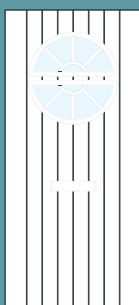
**Main Image** Flush Chantilly in Black with Holborn glazing



### Door style and glazing options



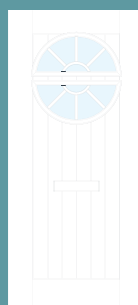
Chantilly  
Cottage



Chantilly  
Sunburst  
Cottage



Chantilly  
Farmhouse



Chantilly  
Sunburst  
Farmhouse



Chantilly  
Flush




Chantilly  
Sunburst  
Flush

# Chantilly including Sunburst option


The facing curves of the glazing detail make a truly bold statement.



**Flush Chantilly**  
**Colour** Desert Dunes  
**Glazing** Worker Bee



**Flush Chantilly Sunburst**  
**Colour** Victory Blue  
**Glazing** GridLite Etch



**Farmhouse Chantilly**  
**Colour** Fireglow  
**Glazing** Simplicity Brass




**Flush Chantilly Sunburst**  
**Colour** Clay  
**Glazing** GridLite Satin



**Farmhouse Chantilly Sunburst**  
**Colour** Anthracite Grey  
**Glazing** Satin



**Cottage Chantilly**  
**Colour** Forest Trail  
**Glazing** Reflections



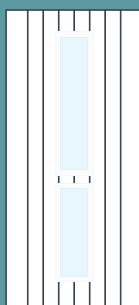
**Cottage Chantilly Sunburst**  
**Colour** Rose Garden  
**Glazing** GridLite Etch




**Cottage Chantilly**  
**Colour** Anchors Away  
**Glazing** Matrix

**Main Image** Flush Valderrama in Victory Blue with Matrix glazing


## Door style and glazing options Other styles available, see page 9




Valderrama  
Cottage




Valderrama  
Farmhouse



Valderrama  
Left  
Farmhouse



Valderrama  
Right  
Farmhouse



Valderrama  
Flush

# Valderrama

European looks with traditional glazing make the Valderrama a popular style.



**Cottage Valderrama**  
Colour Chartwell Green  
Glazing Symphony



**Farmhouse Valderrama**  
Colour Diablo  
Glazing Tahoe Red



Also available in Black, Blue, Green, and Purple



**Flush Valderrama**  
Colour Temple  
Glazing Holborn



**Cottage Valderrama**  
Colour Shadow  
Glazing Murano Blue



Also available in Black, Green, Purple and Red



**Flush Valderrama Left**  
Colour Black  
Glazing Diamond Cut



**Cottage Valderrama**  
Colour Nimbus  
Glazing Gibson



**Flush Valderrama**  
Colour Spartan Stone  
Glazing Victorian Border




**Farmhouse Valderrama Right**  
Colour Irish Oak  
Glazing Finesse




**Main Image** Flush Vilamoura in Moonshine with Abstract glazing



### Door style and glazing options



Vilamoura  
Cottage



Vilamoura  
Farmhouse



Vilamoura  
Flush

# Vilamoura

The inline slim glazing details are inspired by European door styling.



**Cottage Vilamoura**

**Colour** Mulberry  
**Glazing** Murano Purple



Also available in Blue, Black, Green, and Red



**Farmhouse Vilamoura**

**Colour** Bahia Blue  
**Glazing** Tahoe Blue



Also available in Black, Green, Purple and Red



**Flush Vilamoura**

**Colour** Bolero  
**Glazing** Aurora



**Farmhouse Vilamoura**

**Colour** Stormy Bay  
**Glazing** Linear



**Cottage Vilamoura**

**Colour** Golden Oak  
**Glazing** Kensington



**Farmhouse Vilamoura**

**Colour** Agate Grey  
**Glazing** Rain



**Cottage Vilamoura**

**Colour** Pointed Rock  
**Glazing** Zinc Star



**Flush Vilamoura**


**Colour** Rooftop Terrace  
**Glazing** Victorian Border




**Main Image** Original St. Andrews in Barnwood Grey with New Orleans glazing



### Door style and glazing options




Craftsman  
Solid



St. Andrews

# St. Andrews including Craftsman

A timeless design, the St. Andrews will remain a popular design for years to come.



**Original St. Andrews**  
Colour Red  
Glazing Beaumont



**Original St. Andrews**  
Colour Black  
Glazing Havana



**Original St. Andrews**  
Colour Putty  
Glazing Dorchester Amber



**Original St. Andrews**  
Colour Rosewood  
Glazing Zinc Star



**Craftsman Solid**  
Colour Golden Oak  
Glazing None



**Original St. Andrews**  
Colour Twilight  
Glazing Crystal Flowers



**Craftsman Solid**  
Colour Irish Oak  
Glazing None



**Original St. Andrews**  
Colour Olive Grove  
Glazing Style C Bodoni

# Inox Barcelona

The sweeping design 'oozes' sophistication and is an increasingly popular choice.



## Door style and glazing options



**Inox Barcelona  
Left  
Flush**



**Inox Barcelona  
Right  
Links**



**Inox Barcelona  
Left w/curve  
Flush**



**Inox Barcelona  
Right w/curve  
Links**



**Main Image** Links Inox Barcelona in Cotswolds with Yukon glazing



**Links Inox Barcelona Left**  
Colour Harbour Blue  
Glazing Clear



**Flush Inox Barcelona Left**  
Colour Irish Oak  
Glazing Yukon



**Links Inox Barcelona Left  
with Curve**  
Colour Olive Grove  
Glazing Satin



**Flush Inox Barcelona Left  
with Curve**  
Colour Rose Garden  
Glazing Quartz

# Inox Paris including Inox Biarritz

Delivers flair and grace, and makes a real statement.




**Main Image** Flush Inox Paris in Golden oak with Tacoma glazing




## Door style and glazing options

Other styles available, see page 9



**Inox Paris  
Left  
Flush**



**Inox Paris  
Left  
Monza**



**Inox Biarritz  
Left  
Flush**



**Inox Biarritz  
Right  
Links**



**Links Inox Paris Left**  
**Colour** Pointed Rock  
**Glazing** Clear



**Monza Inox Paris Right**  
**Colour** Citrine  
**Glazing** Tacoma



**Flush Inox Biarritz Left**  
**Colour** Bolero  
**Glazing** Satin



**Links Inox Biarritz Left**  
**Colour** Tropical Rainforest  
**Glazing** Clear

# Inox Lyon

A stunning mix of glazing panels, effortlessly balancing light, privacy and design.




## Door style and glazing options


Other styles available, see page 9



Inox Lyon  
Flush



Inox Lyon Left  
Links



Inox Lyon Right  
Flush



**Main Image** Flush Inox Lyon in Black with Tahoe Black glazing



**Links Inox Lyon**  
Colour Anthracite Grey  
Glazing Aurora



**Flush Inox Lyon**  
Colour Diablo  
Glazing Greenwich



**Links Inox Lyon Left**  
Colour Cavalry  
Glazing Richmond



**Flush Inox Lyon Left**  
Colour Stormy Seas  
Glazing Satin


# Inox Nice

A Mediterranean style that allows light to stream in, without feeling overlooked.




## Door style and glazing options


Other styles available, see page 9




Inox Nice Left  
Flush



Inox Nice  
Links



Inox Nice Right  
Flush



Inox Nice  
Monza




**Links Inox Nice**  
Colour Azure  
Glazing Greenwich



**Monza Inox Nice**  
Colour Black Ice  
Glazing Rain



**Flush Inox Nice Left**  
Colour GRIP® Yellow  
Glazing Aurora




**Monza Inox Nice Left**  
Colour Surfside  
Glazing Clear

# Inox Monaco


With its long centre glazing, the Inox Monaco achieves a bold yet graceful design.




## Door style and glazing options



**Inox Monaco  
Flush**



**Inox Monaco  
Links**



**Inox Monaco  
Monza**



**Main Image** Monza Inox Monaco in Desert Dunes with Satin glazing



**Links Inox Monaco**  
**Colour** Sage Green  
**Glazing** Aurora



**Monza Inox Monaco**  
**Colour** Bright Magma  
**Glazing** Greenwich



**Flush Inox Monaco**  
**Colour** White  
**Glazing** Pinpoint




**Monza Inox Monaco**  
**Colour** Pale Pink  
**Glazing** Rain

# Inox Munich


Understated and classy with a large central lite, the Inox Munich is a popular option.




## Door style and glazing options



**Inox Munich  
Flush**



**Inox Munich  
Links**



**Inox Munich  
Monza**



**Flush Inox Munich**  
**Colour** California  
**Glazing** Modena



**Monza Inox Munich**  
**Colour** Black  
**Glazing** Eiger




**Links Inox Munich**  
**Colour** Balcony Sunset  
**Glazing** Rain




**Monza Inox Munich**  
**Colour** Tree Frog  
**Glazing** Tahoe Green




**Main Image** Augusta Long, Flush, Pointed Rock with Strand glazing




### Side panel configurations



Side Panel Left  
Original



Side Panel Left and Right  
Original



Side Panel Right  
Original

# Side Panels

We have a wide range of side panel options for entrances with larger openings.



**3 Panel**  
Solid



**Muirfield**  
Original



**Troon**  
Original



**Pinehurst**  
Original



**Carnoustie**  
Original



**Birkdale**  
Original



**Penina Left**  
Original



**Penina Right**  
Original



**Flush**  
Solid



**Seminole 3**  
Flush



**Seminole 4**  
Flush



**Seminole T3**  
Flush



**Pevero\***  
Flush



**Square 3\***  
Flush



**Square 4\***  
Flush



**Sunningdale**  
Flush



**Carnoustie**  
Flush



**Valderamma**  
Flush



**Vilamoura**  
Flush



**Augusta**  
Flush



**Augusta Long**  
Flush



**Nice Inox**  
Flush



**Lyon Inox**  
Flush



**Munich Inox**  
Flush



**Monaco Inox**  
Flush



**Glass**  
Full Panel

\* Also available with Flat Grain Cassettes

# Endless possibilities

Our door glazing cassette system with a revolutionary Foam in Place technology, delivers a superior seal and aesthetic never seen before. Choose from one of three options to suit any style of door from contemporary to traditional.



## Standard Cassette

The traditional choice with a moulded design and a woodgrain finish to suit a more conventional door design.



## Flat Grained Cassette

Be eclectic by combining a woodgrain finish with a modern squared-off flat profile that compliments a contemporary door design.



## Flat Stipple Cassette


The modern one, with a squared-off flat profile and smooth stippled finish that perfectly matches our Links, aluminium-effect composite door.





# European style

Inox glazed doors combine high performance with beautiful stainless steel aesthetics to give a truly designer look to any entrance.




	Inox Glass Range													
	Aurora	Cathedral	Clear	Eiger	Greenwich	Modena	Pinpoint	Quartz	Rain	Richmond	Satin	Tacoma	Tahoe	Yukon
Inox Barcelona	-	-	●	-	-	-	-	●	-	-	●	-	-	●
Inox Biarritz	-	-	●	-	-	-	-	-	-	-	●	-	-	-
Inox Lyon	●	-	●	-	●	-	●	-	●	●	●	-	●●●●●	-
Inox Monaco	●	●	●	●	●	-	●	-	●	-	●	-	-	-
Inox Munich	●	-	●	-	-	●	●	-	●	-	●	-	-	-
Inox Nice	●	●	●	-	●	-	●	-	●	●	●	-	●	-
Inox Paris	-	-	●	-	-	-	-	-	-	-	●	●	-	-

● Black ● Blue ● Green ● Purple ● Red

# Decorative glass

Our composite doors are available with a variety of glass options allowing you to select the perfect style to complete your door and enhance the privacy of your property.

A range of obscure glass options are also available (see page 73)



Signature Range													
	Abstract	Aurora	Beaumont	Clarity	Classic	Crystal Flowers	Diamond Cut	Dorchester	Elan	Elegance	Element	Espirit	Finesse
Augusta	-	●	●	-	-	-	●	-	-	-	●	-	-
Augusta Long	-	●	●	●	●	-	-	○	●	-	●	-	-
Augusta Long II	-	●	-	●	●	-	-	○	●	-	●	-	-
Belfry	-	-	-	-	-	-	-	○	-	-	-	-	-
Belfry 3	-	-	-	-	-	-	-	○	-	-	-	-	-
Birkdale	●	-	-	●	-	-	-	-	-	●	-	-	-
Carnoustie	●	●	●	●	●	●	●	●	●	●	●	●	●
Chantilly	●	-	-	●	●	●	●	●	●	●	-	●	●
Chantilly Sunburst	-	-	-	-	-	-	-	-	-	-	-	-	-
Copenhagen	-	●	-	-	-	-	-	-	-	-	●	-	-
Gleneagles	●	●	●	-	-	●	●	-	-	-	●	-	-
Gleneagles Grid	-	-	-	-	-	-	-	-	-	-	-	-	-
Lytham	●	-	●	●	-	●	●	●	●	●	-	-	-
Lytham 4 Grid	-	-	-	-	-	-	-	-	-	-	-	-	-
Lytham 9 Grid	-	-	-	-	-	-	-	-	-	-	-	-	-
Merion	-	-	-	-	-	●	-	●	-	-	-	-	-
Merion 4 Grid	-	-	-	-	-	-	-	-	-	-	-	-	-
Muirfield	●	●	-	●	●	●	●	●	●	●	-	●	●
Oakmont 3	-	●	-	-	-	-	-	-	-	-	●	-	-
Oakmont 4	-	●	-	-	-	-	-	-	-	-	●	-	-
Penina	●	●	●	●	●	●	●	●	●	●	●	●	●
Pevero	-	●	●	-	-	●	-	●	●	-	-	-	●
Pinehurst	-	●	●	-	-	●	-	●	●	-	-	-	●
Portrush	●	-	-	●	●	●	●	●	●	●	-	●	●
Portrush Sunburst	-	-	-	-	-	-	-	-	-	-	-	-	-
Riviera	●	-	-	●	●	●	●	●	●	●	-	●	●
Riviera Sunburst	-	-	-	-	-	-	-	-	-	-	-	-	-
Saunton	●	●	●	●	●	●	●	●	●	●	●	●	●
Seminole 3	●	●	-	-	●	●	●	●	●	●	-	●	●
Seminole 4	●	●	-	-	●	●	●	●	●	●	-	●	●
Seminole 5	●	●	-	-	●	●	●	●	●	●	-	●	●
Seminole Barcelona	●	●	-	-	●	●	●	●	●	●	-	●	●
Square 3	-	●	●	-	-	●	-	●	●	-	-	-	-
Square 4	-	●	●	-	-	●	-	●	●	-	-	-	-
Square 5	-	●	●	-	-	●	-	●	●	-	-	-	-
St. Andrews	-	-	●	-	-	●	-	●	●	-	-	-	-
Sunningdale	●	●	-	●	●	●	●	●	●	●	-	●	●
Troon	●	●	-	●	●	●	●	●	●	●	-	●	●
Turnberry	●	-	-	●	●	●	●	-	-	●	-	●	-
Turnberry Grid	-	-	-	-	-	-	-	-	-	-	-	-	-
Valderrama	●	●	-	●	●	●	●	●	●	●	-	●	●
Vilamoura	●	●	●	●	●	●	●	●	●	●	●	●	●


● Zinc ● Brass ○ Clear ● Blue ● Green ● Amber




Inspirational, beautiful and the ultimate in style

Our collection of decorative door glass has been created to provide you with a wealth of choice to enhance your composite door, and create a first impression that speaks volumes.

While every effort is made to make the glazing appear as true to life as possible, these images are for illustrative purposes and the final product may differ due to the manufacturing process and real-world lighting conditions.

**Signature Range** (continued)

## GridLite



### Venetian Blind

[illegible]

● Zinc ● Brass ● GridLite Cathedral ● GridLite Etch ● GridLite Pinpoint ● GridLite Satin ● GridLite Rain



## Etch Art Range

	Chelsea	Greenwich	Holborn	Kensington	Linear	Mayfair	Murano	Richmond	Spitalfields	Strand	Tahoe	Victorian Border	Worker Bee	Letters / Numbers
Augusta	●	●	-	●	-	-	●●●●●	-	-	-	●●●●●	●	-	ACH
Augusta Long	●	●	●	●	●	-	●●●●●	●	-	●	●●●●●	●	-	ACH
Augusta Long II	●	●	●	●	●	-	●●●●●	●	-	●	●●●●●	●	-	ACH
Belfry	-	●	-	●	-	-	●●●●●	-	-	-	●●●●●	●	-	-
Belfry 3	-	●	-	●	-	-	●●●●●	-	-	-	●●●●●	●	-	-
Birkdale	-	-	-	-	-	-	-	-	-	-	-	-	-	-
Carnoustie	●	●	●	●	●	●	●●●●●	●	●	-	●●●●●	●	●	-
Chantilly	-	-	●	●	-	●	●●●●●	-	●	-	-	●	●	ABCDE
Chantilly Sunburst	-	-	-	-	-	-	-	-	-	-	-	-	-	-
Copenhagen	-	●	●	●	●	●	-	-	●	●	●●●●●	●	●	-
Gleneagles	●	●	●	●	●	●	●●●●●	●	●	●	-	-	●	ABFG
Gleneagles Grid	-	-	-	-	-	-	-	-	-	-	-	-	-	-
Lytham	●	●	●	●	●	●	●●●●●	●	●	●	-	●	●	ABFG
Lytham 4 Grid	-	-	-	-	-	-	-	-	-	-	-	-	-	-
Lytham 9 Grid	-	-	-	-	-	-	-	-	-	-	-	-	-	-
Merion	-	-	●	●	-	●	-	-	●	-	-	●	●	ABF
Merion 4 Grid	-	-	-	-	-	-	-	-	-	-	-	-	-	-
Muirfield	-	●	●	●	●	●	●●●●●	-	●	-	●●●●●	●	●	-
Oakmont 3	-	●	●	●	●	●	-	-	●	●	●●●●●	●	●	-
Oakmont 4	-	●	●	●	●	●	-	-	●	●	●●●●●	●	●	-
Penina	●	●	●	●	●	●	●●●●●	●	●	-	●●●●●	●	●	-
Pevero	-	●	-	●	-	-	●●●●●	●	-	●	●●●●●	●	-	-
Pinehurst	-	●	-	●	-	-	●●●●●	●	-	●	●●●●●	●	-	-
Portrush	-	-	●	●	-	●	●●●●●	-	●	-	-	●	●	ABCDE
Portrush Sunburst	-	-	-	-	-	-	-	-	-	-	-	-	-	-
Riviera	-	-	●	●	-	●	●●●●●	-	●	-	-	●	●	ABCDE
Riviera Sunburst	-	-	-	-	-	-	-	-	-	-	-	-	-	-
Saunton	●	●	●	●	●	●	●●●●●	●	●	-	●●●●●	●	●	-
Seminole 3	-	●	-	●	●	●	●●●●●	●	●	-	●●●●●	●	-	-
Seminole 4	-	●	-	●	●	●	●●●●●	●	●	-	●●●●●	●	-	-
Seminole 5	-	●	-	●	●	●	●●●●●	●	●	-	●●●●●	●	-	-
Seminole Barcelona	-	●	-	●	●	●	●●●●●	●	●	-	●●●●●	●	-	-
Square 3	-	●	-	●	-	-	●●●●●	●	-	●	●●●●●	●	-	-
Square 4	-	●	-	●	-	-	●●●●●	●	-	●	●●●●●	●	-	-
Square 5	-	●	-	●	-	-	●●●●●	●	-	●	●●●●●	●	-	-
St. Andrews	-	-	●	●	-	●	●●●●●	-	●	-	-	●	●	ABCDE
Sunningdale	-	●	●	●	●	●	●●●●●	-	●	-	●●●●●	●	●	-
Troon	-	●	●	●	●	●	●●●●●	-	●	-	●●●●●	●	●	-
Turnberry	-	-	●	●	-	●	●●●●●	-	●	-	-	●	●	ABFG
Turnberry Grid	-	-	-	-	-	-	-	-	-	-	-	-	-	-
Valderrama	-	●	●	●	●	●	●●●●●	-	●	-	●●●●●	●	●	-
Vilamoura	●	●	●	●	●	●	●●●●●	●	●	-	●●●●●	●	●	-

● Black ● Blue ● Green ● Purple ● Red



Style A

Style B

Style C

Style D



Style E

Style F

Style G

Style H

## Letter and number styles

A custom house number and/or name as a combination of clear and etched glass, is available on certain door styles as shown above using the fonts shown below.

### Bodoni

0123456789  
ABCDEFGHIJK  
LMNOPQRS  
TUVWXYZ  
abcdefghijklmnopqrstuvwxyz  
mnopqrstuvwxyz  
wxyz

### Dekar

0123456789  
ABCDEFGHIJK  
LMNOPQRS  
TUVWXYZ  
abcdefghijklmnopqrstuvwxyz  
mnopqrstuvwxyz  
wxyz

### Franklin


0123456789  
ABCDEFGHIJK  
LMNOPQRS  
TUVWXYZ  
abcdefghijklmnopqrstuvwxyz  
mnopqrstuvwxyz  
wxyz

### Ink

0123456789  
ABCDEFGHIJK  
LMNOPQRS  
TUVWXYZ  
abcdefghijklmnopqrstuvwxyz  
mnopqrstuvwxyz  
wxyz

### WILL9W

0123456789  
ABCDEFGHIJK  
LMNOPQRS  
TUVWXYZ  
ABCDEFGHIJKL  
MNOPQRSTUVWXYZ  
WXYZ




	Crystal Art Range									Textured Glass					
	Bullion	Elderton	French***	Gibson	Havana	Infinity	Laguna	Serenity	Symphony	Cathedral	Clear	Masterline	Pinpoint	Rain	Satin
Augusta	-	-	○	-	●	●	●	●	●	-	●	-	●	●	●
Augusta Long	-	-	-	-	●	-	●	-	●	●	●	-	●	●	●
Augusta Long II	-	-	-	-	●	-	●	-	●	●	●	-	●	●	●
Belfry	●	-	-	-	-	-	-	-	-	●	●	-	●	●	●
Belfry 3	●	-	-	-	-	-	-	-	-	●	●	-	●	●	●
Birkdale	-	-	-	-	-	-	-	-	-	●	●	-	●	●	●
Carnoustie	-	●	○	●	-	●	-	-	●	●	●	-	●	●	●
Chantilly	-	●	○	●	-	-	-	-	●	●	●	-	●	●	●
Chantilly Sunburst	-	-	-	-	-	-	-	-	-	●	●	-	●	●	●
Copenhagen	-	-	-	-	-	-	-	●	-	-	●	-	-	-	-
Gleneagles	-	-	○	-	●	●	-	-	●	●	●	-	●	●	●
Gleneagles Grid	-	-	-	-	-	-	-	-	-	●	●	-	●	●	●
Lytham	-	●	○	●	●	●	-	-	●	●	●	-	●	●	●
Lytham 4 Grid	-	-	-	-	-	-	-	-	-	●	●	-	●	●	●
Lytham 9 Grid	-	-	-	-	-	-	-	-	-	●	●	-	●	●	●
Merion	-	-	-	-	-	-	-	-	-	●	●	-	●	-	●
Merion 4 Grid	-	-	-	-	-	-	-	-	-	●	●	-	●	-	●
Muirfield	●	●	○	●	-	-	-	-	●	●	●	●	●	●	●
Oakmont 3	-	-	-	-	-	-	-	●	-	-	●	-	-	-	-
Oakmont 4	-	-	-	-	-	-	-	●	-	-	●	-	-	-	-
Penina	-	●	○	●	-	●	-	-	●	●	●	-	●	●	●
Pevero	●	-	-	-	-	-	●	●	-	●	●	-	●	●	●
Pinehurst	●	-	-	-	-	-	●	●	-	●	●	-	●	●	●
Portrush	-	●	○	●	-	-	-	-	●	●	●	-	●	●	●
Portrush Sunburst	-	-	-	-	-	-	-	-	-	●	●	-	●	●	●
Riviera	-	●	○	●	-	-	-	-	●	●	●	-	●	●	●
Riviera Sunburst	-	-	-	-	-	-	-	-	-	●	●	-	●	●	●
Saunton	-	●	○	●	-	●	-	-	●	●	●	-	●	●	●
Seminole 3	●	●	-	●	-	-	-	-	-	●	●	●	●	-	●
Seminole 4	●	●	-	●	-	-	-	-	-	●	●	●	●	-	●
Seminole 5	●	●	-	●	-	-	-	-	-	●	●	●	●	-	●
Seminole Barcelona	●	●	-	●	-	-	-	-	-	●	●	●	●	-	●
Square 3	●	-	-	-	-	-	●	●	-	●	●	-	●	●	●
Square 4	●	-	-	-	-	-	●	●	-	●	●	-	●	●	●
Square 5	●	-	-	-	-	-	●	●	-	●	●	-	●	●	●
St. Andrews	-	-	-	-	●	-	-	●	-	-	●	●	●	-	●
Sunningdale	-	●	○	●	-	-	-	●	●	●	●	●	●	●	●
Troon	-	●	○	●	-	-	-	●	●	●	●	●	●	●	●
Turnberry	-	-	○ ● ● ● ●	-	-	-	-	-	-	●	●	-	●	●	●
Turnberry Grid	-	-	-	-	-	-	-	-	-	●	●	-	●	●	●
Valderrama	-	●	○	●	-	-	-	-	●	●	●	-	●	●	●
Vilamoura	-	●	○	●	-	●	-	-	●	●	●	-	●	●	●


○ Clear ● Black ● Blue ● Green ● Red

## Textured glass styles

Our Textured Glass range comprises a range of unique patterned glass designs that offer a wide range of choice for all door styles. Each glazing option offers a different degree of privacy for your home.



Cathedral




Clear




Masterline



Pinpoint



Rain



Satin

# Complete peace of mind

Keep your home and family fully protected.

The security of your home is of paramount importance to us, which is why we use the most secure multipoint locking systems on all our doors as standard, providing your home with the protection it deserves.

## Locking systems



### Lever operated

Doors specified with a lever/lever and lever/pad handle are supplied with a 5 hook multi-point door lock as standard.

Twin hook locking points provide next-generation enhanced security and are engaged when the handle lever is lifted and then the door is simply locked/unlocked by using the key.



### Slam operated

This high-performance, multi-point slam lock is generally used in conjunction with 'Pull' handles.

The mechanical self-locking system ensures that the door is securely locked against uninvited entry when simply pulled shut. From outside, the latchbolts are retracted and the door opened by a simple turn of the key.



### Heritage slam operated

The Heritage slam lock will help you achieve a classic door appearance which is both secure and functional.

The Heritage slam lock works in a similar way to the slam lock, although the lock is positioned higher up the door. Simply by closing the door, the top and bottom latches strike the keep and fully engage to become secure deadbolts.

1

### Pre-compression Roller

Ensures smooth operation and maximises weather proofing.

2

### Anti-lift Pins

Slots into the frame to prevent the door from being moved or lifted.

3

### Centre latch and hook

A combined central latch and anti-separation hook create a solid and rigid locking point.

4

### Claw hooks

Grips the door sash to the frame for extra strength and solidity.



#### High security

Awarded the Police 'Secured by Design' accreditation, our multipoint locks have been rigorously tested to the very highest security standards.



#### British built

Production, testing and assembly of all our door locking systems, are carried out in the UK.



#### Intelligent locking

Intelligent, compact and robust locks, which work perfectly with the design of our windows and doors.



#### 10 year guarantee

The multipoint locking system comes with a 10 year guarantee as standard, providing complete peace of mind.



# The finishing touch

Once you've chosen the design of your door, you can exercise your creativity with a huge choice of colour, finish and styling for your door hardware, security and accessories.

Make a statement with a wide choice of handles, letterplates, knockers and spyholes.



**Polished Stainless**  
Lever / Lever



**Brushed Stainless**  
Lever / Lever



**Polished Gold**  
Lever / Lever



**White**  
Lever / Lever



**Black**  
Lever / Lever



**Heritage Black**  
Lever / Lever



**Polished Stainless**  
Lever / Pad



**Brushed Stainless**  
Lever / Pad



**Polished Gold**  
Lever / Pad



**White**  
Lever / Pad



**Black**  
Lever / Pad



**Brushed Stainless**  
Door Knob

**25**  
**YEARS**  
GUARANTEE

Satisfaction  
guaranteed

All our stainless steel  
hardware has a **25 year**  
surface finish and mechanical  
operation guarantee.

## Pull Bar Collection

Modern styling combined with high-strength stainless steel.



**Brushed Stainless**  
Square Pull Bar  
1200mm

**Brushed Stainless**  
Round Pull Bar  
600mm, 1200mm, 1800mm

## A break from tradition

Unlike traditional cylinders, the BreakSafe has been designed to allow a section of the cylinder to "break away" in the event of a snapping attack. Giving you additional peace of mind, at no extra cost.



### Perfectly flush

The BreakSafe cylinder face finishes much closer to the handle backplate, providing even greater protection from attack.



### Polished finish

A variety of options are available including ergonomic thumbturn, in two high quality finishes - polished chrome and polished brass.



## The highest level of protection

The patented locking cam system of the ATK lock is proven in the market to effectively combat against lock snapping and forced entry methods of attack.



### Sold Secure Diamond

ATK has the Master Locksmith Association's highest rating - SS312 Sold Secure Diamond, TS007 3 star rating, British Kitemark and Secured by Design accreditations.



### Finishing touch

Dual colour polished Chrome/Brass or Matt Brass options available, including ergonomic thumbturn variants.



**Brushed Stainless**  
Door Pull



**Brushed Stainless**  
Oval Escutcheon



**Brushed Stainless**  
Square Escutcheon

## Letterplates

Sleek and contemporary, our letterplates keep drafts out and the heat in, and are available in a range of colours and options to match your styling choices.



## Knockers and Spyholes

Elegant and lustrous, our door knockers and spyholes add a flourish to your entrance door.



## Letters and Numbers

Give your door the personal touch with elegant identification.



## The Heritage Collection


Combining authentic styling with high quality, traditional and modern finishes.



**Heritage Black**  
Lever / Lever



**Heritage Black**  
Modern Oval Knocker



**Heritage Black**  
Letterplate

## Thresholds

This part of the door may go unnoticed, but plays a crucial part in ensuring easy of access in and out of your home. Paired with gaskets and door frames to seal the bottom opening between the sash and the frame, they prevent water ingress and reduce energy loss, which increases the thermal efficiency of your home.



### uPVC Frame

Our standard threshold option, which also provides excellent thermal efficiency. This is generally used where the internal floor is raised or when a thicker flooring, such as carpet, is used.



### Aluminium Low

Less than half the height of our standard option, this is a great choice for ease of access and durability. This is often used with floors that are not so raised, such as with tiled or laminate flooring.




### Aluminium Low with Half Tray or Full Tray

These threshold solution are designed for wheelchair users and those with certain mobility needs. Whether a half tray or full tray would be most suitable is determined by the specific features of the property, and would typically be determined by the surveyor.

# Open up a world of colour

To ensure the perfect match, all our doors and frames are available in a wide choice of colours.

With nine standard colours and over 60 premium colours, not to mention the limitless possibility with RAL® and Farrow & Ball® colours as an optional extra, creating the look you want has never been easier.



## Frame colour

Available in a variety of colours and finishes to compliment your door.



## Dual colour

Choose a different external and internal colour, for a truly unique look!

Door colours shown in this brochure should be used for guidance only. We have made every effort to match the colour and stain you see in the brochure, so it's as close as possible to our paint when applied to the doors. Due to the nature of the product it is applied to there is sometimes a difference between them, which unfortunately we cannot avoid. The colour, intensity and sheen level may differ from the paper print version and we do not accept any liability for this for any reason. Longer lead times are required with premium colours. All doors come with white interior as standard.

<b>Anthracite Grey</b> Standard	<b>Blue</b> Standard	<b>Black</b> Standard
<b>Chartwell Green</b> Standard	<b>Green</b> Standard	<b>Red</b> Standard
<b>Golden Oak</b> Standard	<b>Rosewood</b> Standard	<b>White</b> Standard
<b>Agate Grey</b> Premium	<b>Anchors Away</b> Premium	<b>Azure</b> Premium
<b>Bahia Blue</b> Premium	<b>Balcony Sunset</b> Premium	<b>Barnwood Grey</b> Premium
<b>Black Ice</b> Premium	<b>Bolero</b> Premium	<b>Bright Magma</b> Premium
<b>Bright Pink</b> Premium	<b>California</b> Premium	<b>Cavalry</b> Premium



# Quality and care

Your new door should keep you safe and secure for years to come, however with all products and especially those that are exposed to the elements we recommend that you carry out a care and maintenance routine.

- Door frames should be washed with warm soapy water, however stubborn stains can be removed using specialist uPVC cleaners and by following the manufacturers' guidelines.
- The door leaf should only be cleaned using warm water or non-aggressive composite door wipes. No solvent-based product or abrasives should be used as these will damage the surface of the skin.
- External glass should be cleaned with warm soapy water and cleaned with a proprietary glass cleaner.
- Hardware can be cleaned with a mild detergent and wiped clean. No harsh chemicals or abrasives should be used.
- Maintenance of the door may be required to maintain any guarantees from the installer.
- Hinges should be lubricated with engineering oil. Cylinders can be lubricated with Teflon-based products only, as other oils may cause degradation. If necessary, a small amount of lubricant can be applied to the moving parts such as letterplates, handles and knockers.





## The mark of quality

With TruFrame as our partners, you can have complete confidence in placing your trust with us. We have an excellent local reputation for the quality and value for money we provide to all our customers, old and new.



**TruFrame**  
Hand Finished Windows & Doors



Unit 11, Vulcan House Farm, Coopers Green, Uckfield,  
East Sussex TN22 4AT

**Tel:** 01825 708999

**Fax:** 01825 701320

**Email:** [sales@trdestarglazing.co.uk](mailto:sales@trdestarglazing.co.uk)

**[www.trdestarglazing.co.uk](http://www.trdestarglazing.co.uk)**

